

Installing and Using The Diigo Toolbar

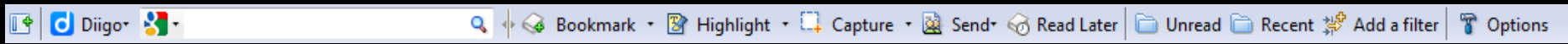
Diigo Tutorials

Diigo Toolbar

The Diigo toolbar is an add-on for your web browser which allows you to:

- Bookmark pages
- Highlight text on a web page
- Send your bookmarks in various ways
- Mark a bookmark as unread to remind you for later
- View and Search your bookmarks
- Discover other annotations made on a website by other Diigo users

What the toolbar looks like...



Installing the Toolbar


http://www.diigo.com/index

Diigo - Web Highlighter an... x

What's New Paul Leacy Go Premium Teacher Console Tools Help Feedback Sign Out

Transition from Delicious to Diigo ~ Instruction & FAQ

diigo V5.0 beta **Collect and Highlight, Then Remember**



Feature Tools

- Diigo for iPad** *New!*
Your all-purpose digital library on iPad!
- Diigo Power Note for Android** *New!*
Your memory booster on the go!
- Diigo offline reader for iPhone**
Read bookmarks offline on iPhone
- Tools for desktop browsers**
Bookmark, Highlight, screenshot...in one place!

Get Started Now!

Educator ?
Get started here »

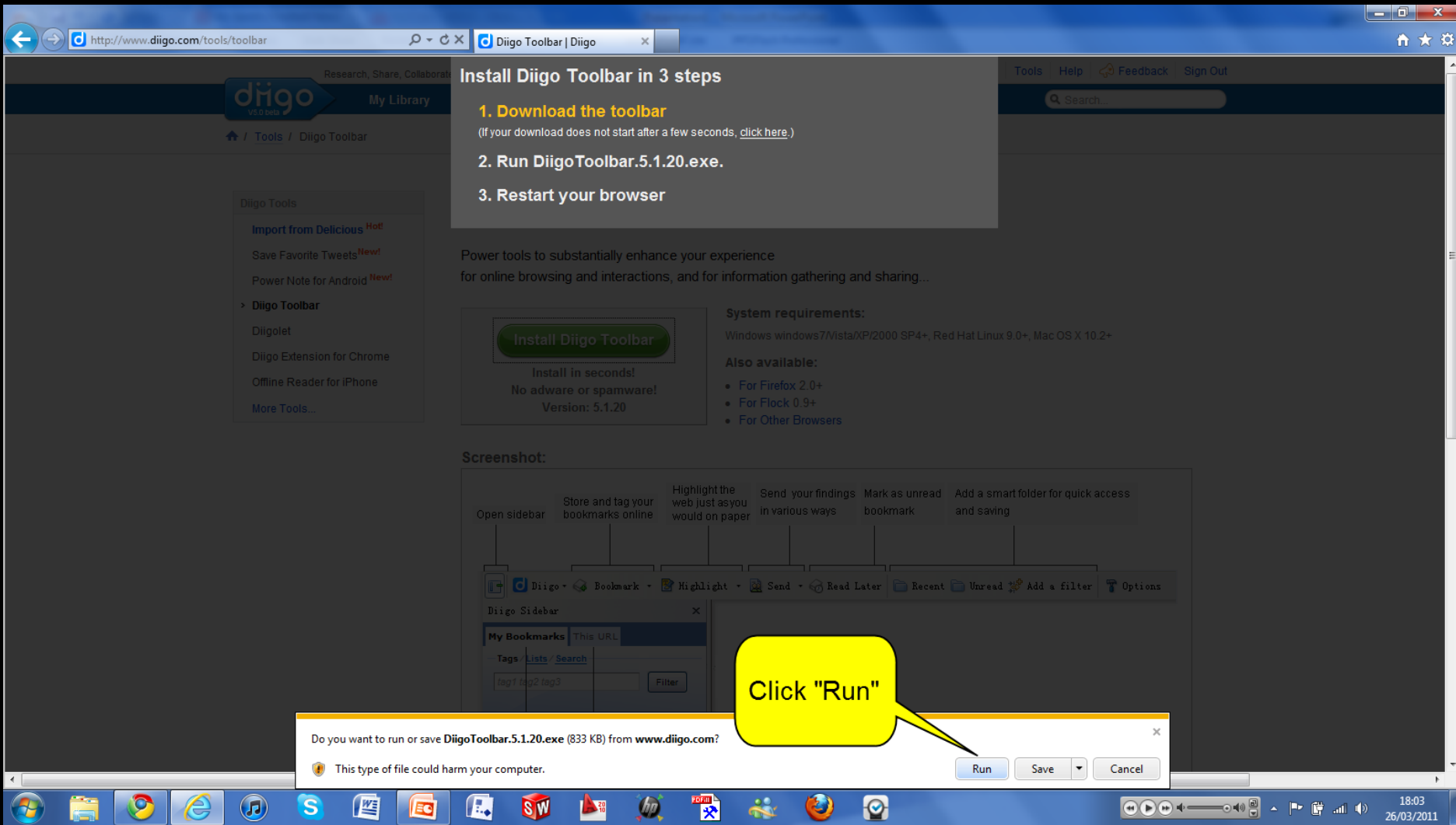
Click "Tools for desktop browsers"

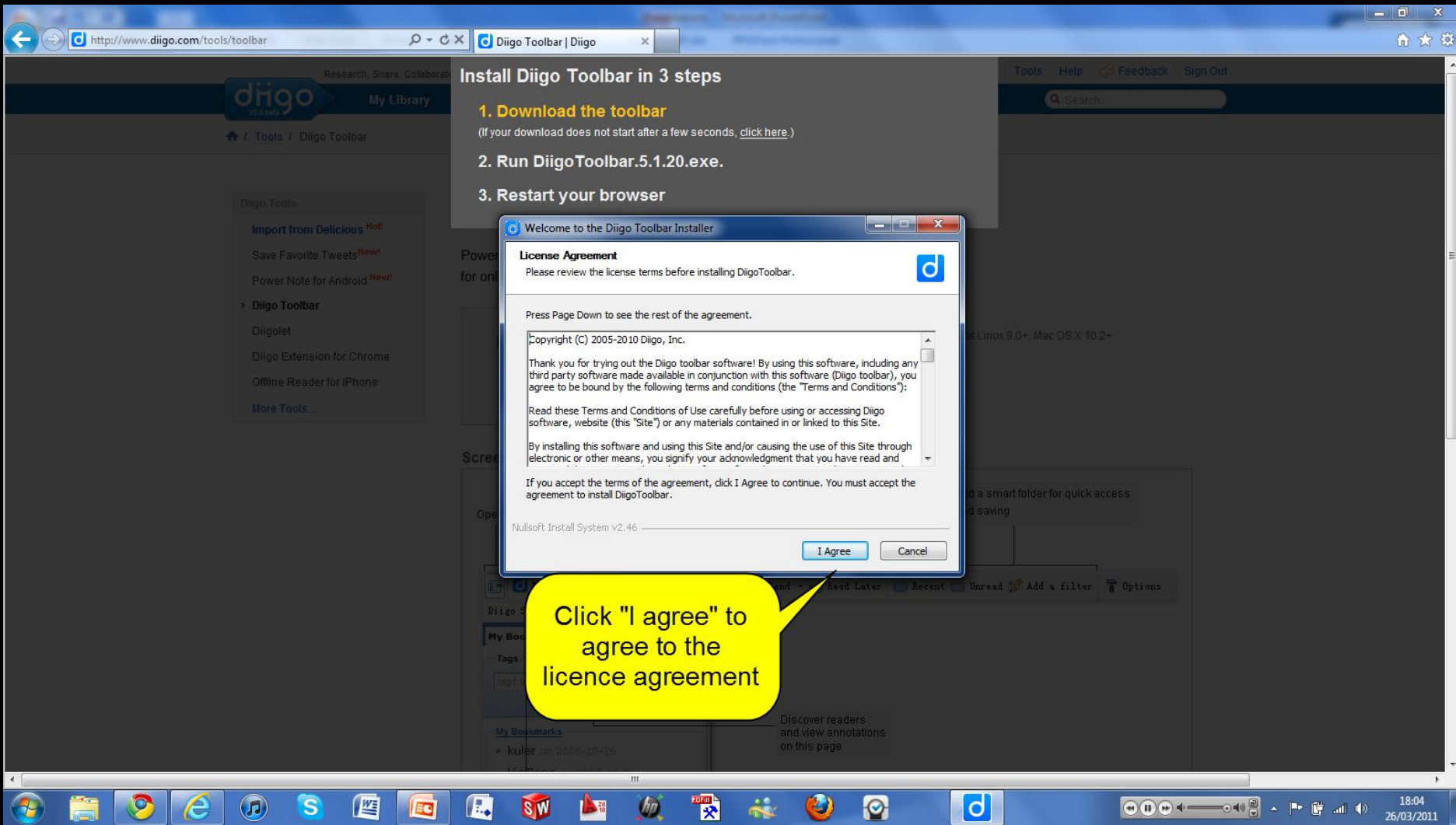
The Evolution of Diigo

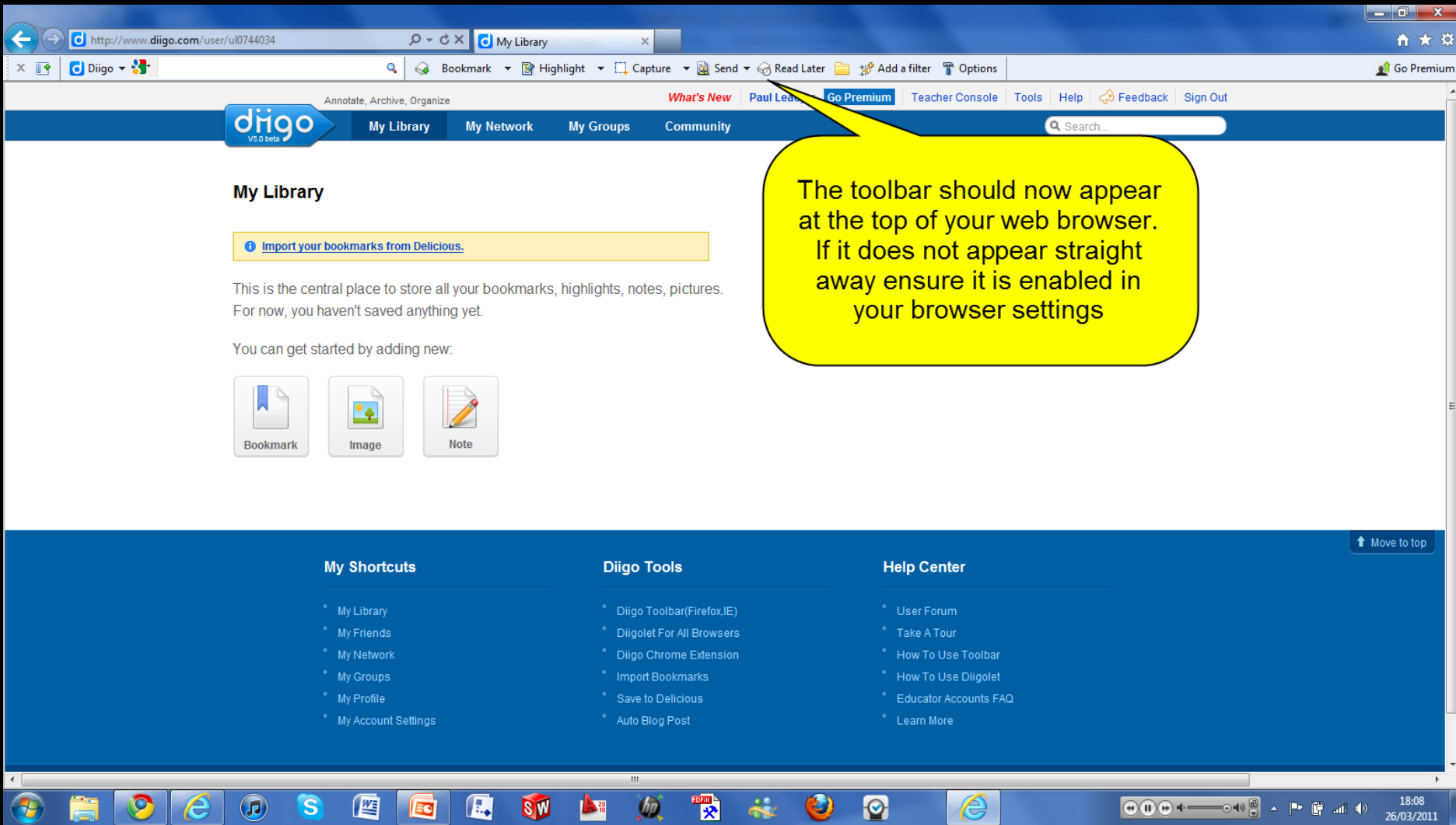
Towards your dream information management tool!

Now, Diigo 5.0

Collect and organize anything
bookmarks, highlights, notes, screenshots, pictures, docs, audio, bibliography...



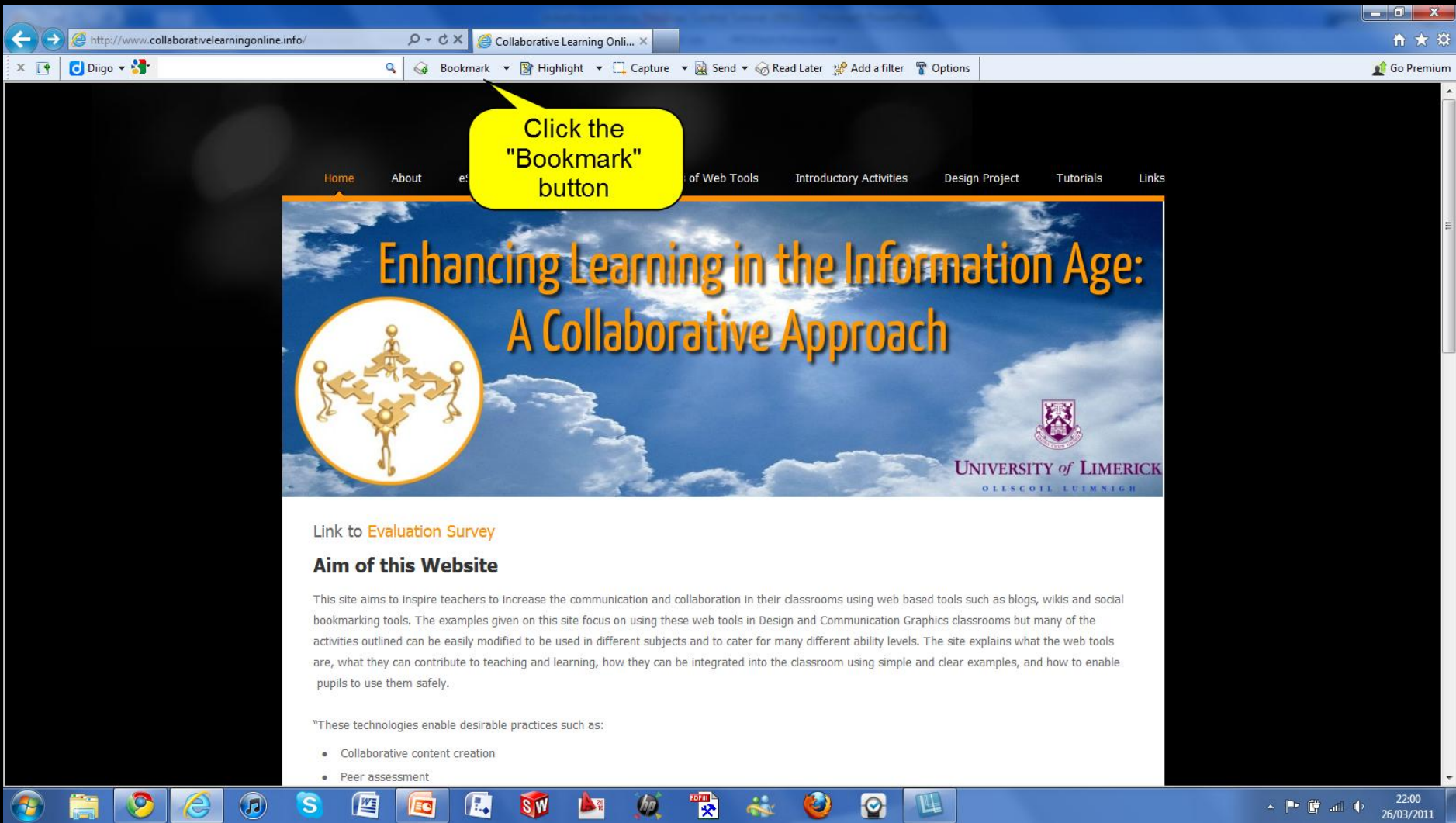




Using the Toolbar

Adding a Bookmark to Your Class Repository

- With the Diigo toolbar installed you can bookmark, annotate and share any webpage you view from within the browser window
- To begin bookmarking a site navigate to your desired website. For this demonstration we will go to www.collaborativelearningonline.info.



1. It is recommended that you add a description to the website to aid searching in the future

2. Specify to pupils that they must, as much as possible, use the group dictionary to find appropriate tags for each website

3. Click "More Options" to reveal "Share to Group Option"

4. Click "Share to a Group"

5. Choose the relevant class group, that you wish to see the bookmark, from

6. Click "Save" to add bookmark to class repository

Uri: <http://www.collaborativelearningonline.info/> Private

Title: Collaborative Learning Online - Home

Description:

Tags:

Space separated. Use ** for tag with multiple words.

Recommended: learning online collaborative

Group dictionary: Design Task Locks

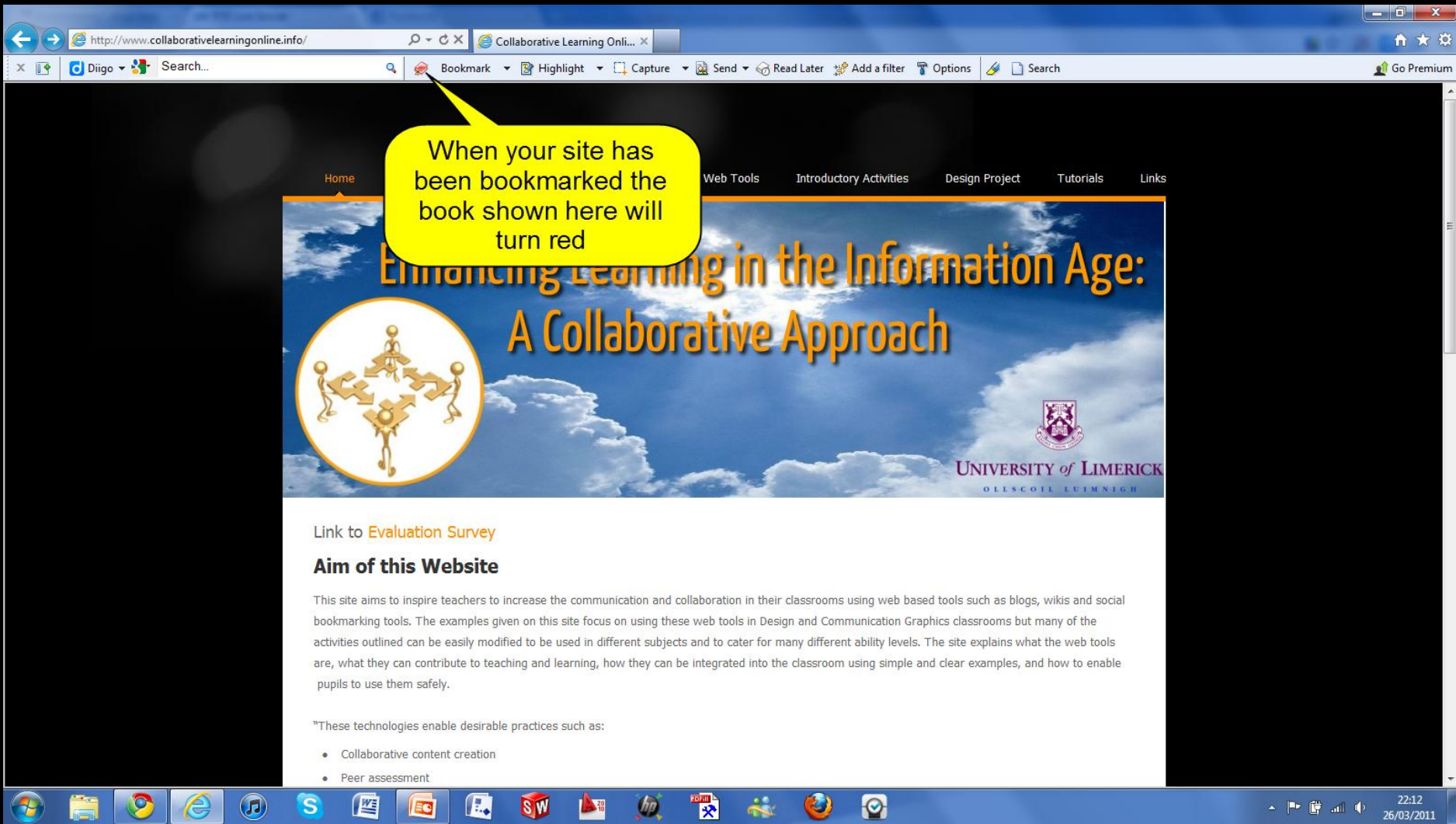
More Options

☐ Add to a List ☐ Read Later ☐ Upload cache

☒ Share to a Group ☐ Twitter this!

5th Year Design and Communicat

Save Save & Send Cancel



http://www.collaborativelearningonline.info/index.html

Collaborative Learning Online

Diigo Search... Bookmark Highlight Capture Send Read Later Add a filter Options Search Go Premium

Sign out (ul0744034)
Go Premium!

My Library
My Lists
My Groups
My Network
Hot Bookmarks


Hide some annotations...
See All Annotations

Import Bookmarks...
Toolbar Options
Help

My groups home
5th Year Design and Communication Graphics
Diigo In Education
Example Design and Communication Graphics Project Research
Create a Group...

To view your new bookmark in the class repository click on the "Diigo" button and navigate to the group name. As shown here

Types of Materials Links

 A Collaborative Learning Environment

UNIVERSITY of LIMERICK
OILLSCOIL LUIMNIGH

Link to [Evaluation Survey](#)

Aim of this Website

This site aims to inspire teachers to increase the communication and collaboration in their classrooms using web based tools such as blogs, wikis and social bookmarking tools. The examples given on this site focus on using these web tools in Design and Communication Graphics classrooms but many of the activities outlined can be easily modified to be used in different subjects and to cater for many different ability levels. The site explains what the web tools are, what they can contribute to teaching and learning, how they can be integrated into the classroom using simple and clear examples, and how to enable pupils to use them safely.

*These technologies enable desirable practices such as:

- Collaborative content creation
- Peer assessment

22:14
26/03/2011

http://groups.diigo.com/group/5th-year-design-and-communic... Best content in 5th Year De...

Diigo Search... Bookmark Highlight Capture Send Read Later Add a filter Options Search Go Premium


What's New Paul Leacy Go Premium My Library Teacher Console Tools Help Feedback Sign Out

My Groups / 5th Year Design and Communication Graphics Search in this group ...


5th Year Design and Communication Graphics

Post: [Bookmark](#) [Topic](#) [Invite people](#)

Sort By: **Most Recent** | Popular Filter: **All** | [Bookmarks](#) | [Topics](#) | [Images](#)



Collaborative Learning Online - Home - 0 views
www.collaborativelearningonline.info
[Design Task](#)
shared by Paul Leacy 4 minutes ago - Comment - Like - No Cached - More ▾

 Paul Leacy 4 minutes ago - Edit - Delete
A website concerned with enhancing collaboration using web based tools




Showing 20 items per page 1 - 1 of 1

[Alert settings](#)
[Group widgets](#)
[Manage members](#)
[Group settings](#)

Group Info

Last active: 4 minutes ago
Members: 3
Items: 1
Visits: 5
Owner: [Paul Leacy](#)
Group type: Private, apply to join
Group category: [Education - K12](#)

Most Active Members [View All](#)

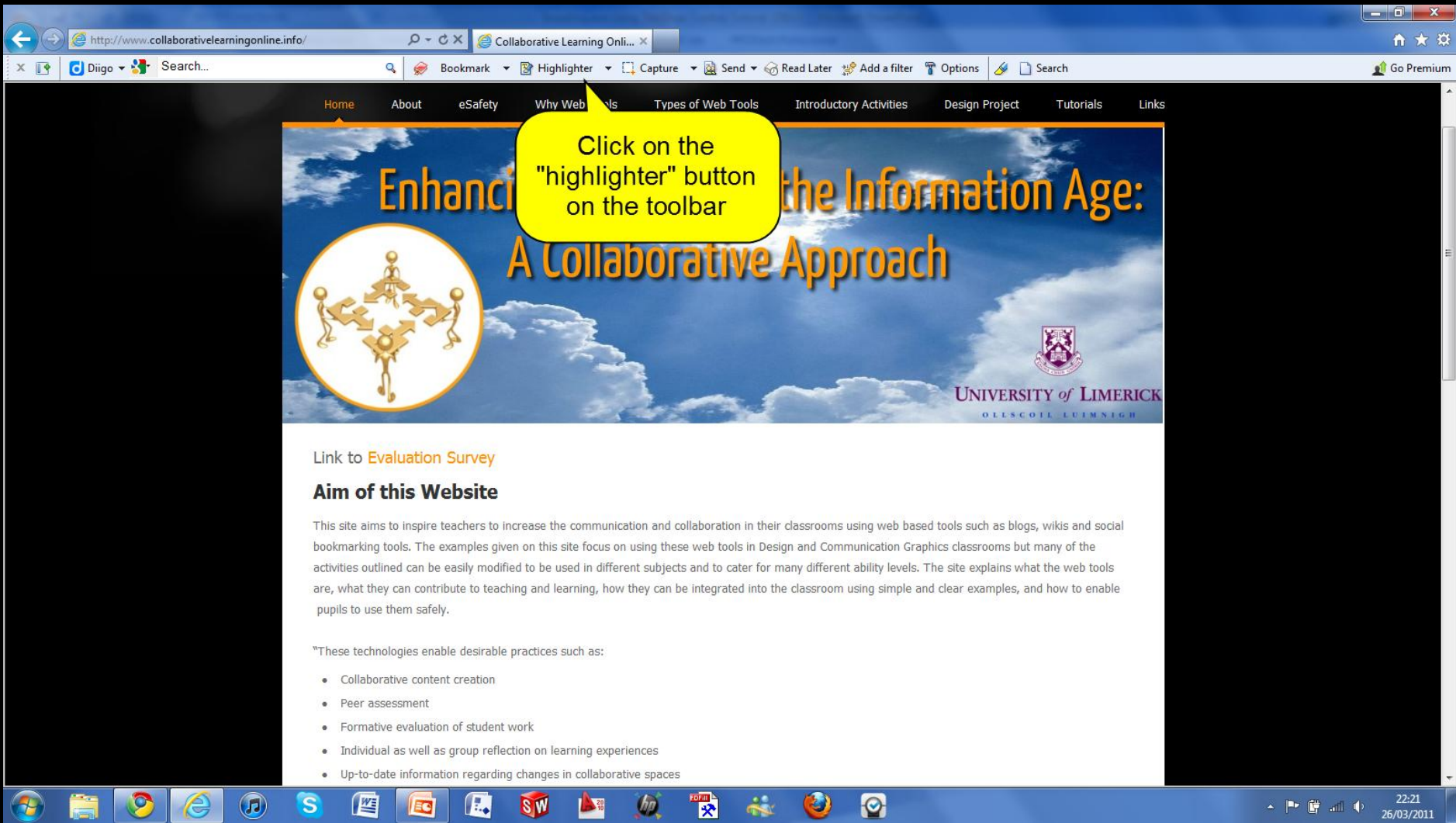


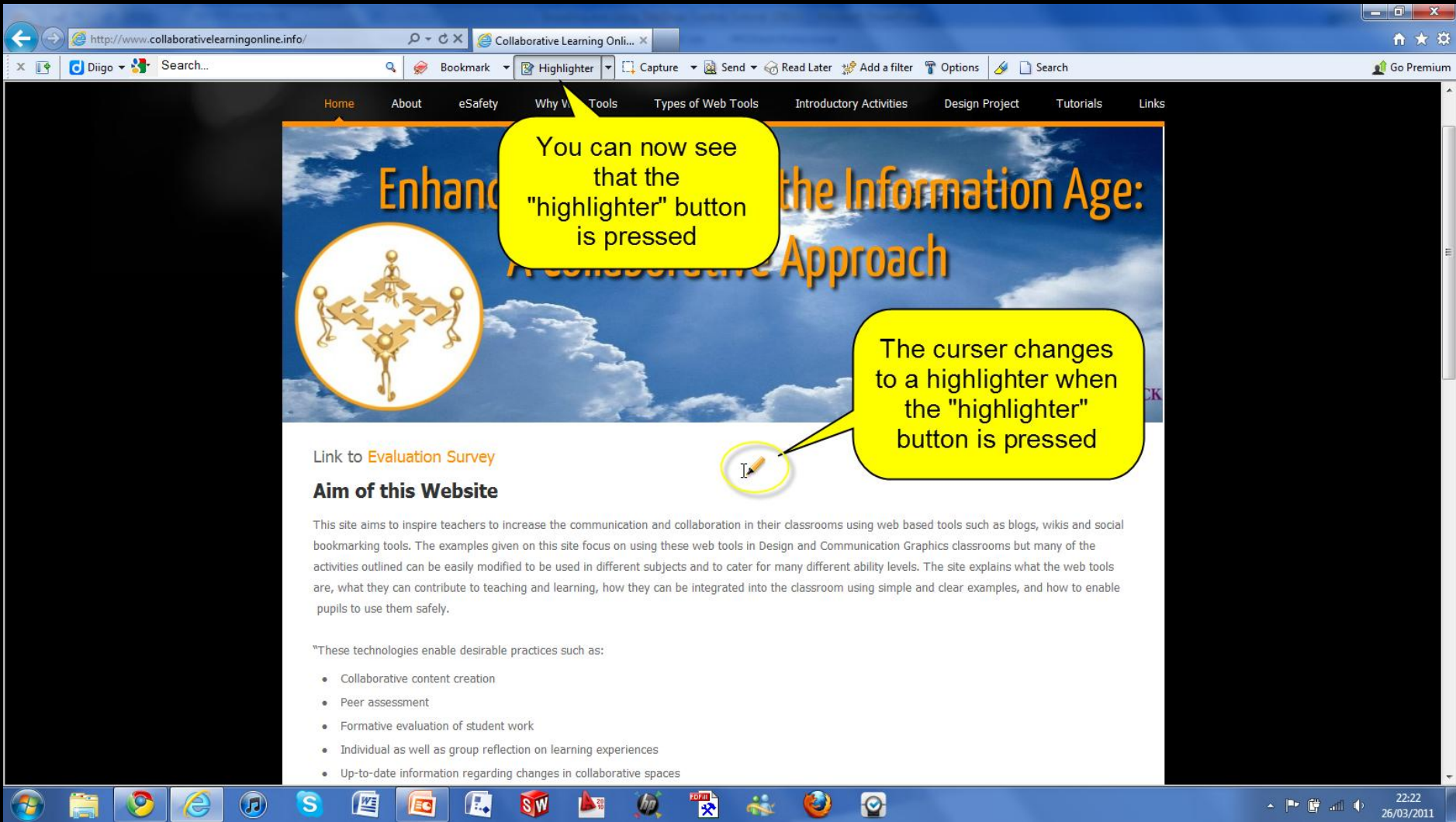
Here is the website you just bookmarked in the class repository

22:16 26/03/2011



Highlighting a Webpage







http://www.collaborativelearningonline.info/ Collaborative Learning Online

Diigo Search... Bookmark Highlighter Capture Send Read Later Add a filter Options Search Go Premium

Home About eSafety Why Web Tools Types of Web Tools Introductory Activities Design Project Tutorials Links

Enhancing Learning in the Information Age: A Collaborative Approach



UNIVERSITY of LIMERICK
OILLSCOIL LUIMNIGH

Link to [Evaluation Survey](#)

Aim of this Website

This site aims to inspire teachers to increase the communication and collaboration in their classrooms using web based tools such as blogs, wikis and social bookmarking tools. The examples given on this site focus on using these web tools in Design and Communication Graphics classrooms but many of the activities outlined can be easily modified to be used in different subjects and to cater for many different ability levels. The site explains what the web tools are, what they can contribute to teaching and learning, how they can be integrated into the classroom using simple and clear examples, and how to enable pupils to use them safely.

These technologies enable desirable practices such as:

- Collaborative content creation
- Peer assessment
- Formative evaluation of student work
- Individual as well as group reflection on learning experiences
- Up-to-date information regarding changes in collaborative spaces

Click and hold the left mouse button to highlight the chosen text

22:25
26/03/2011

http://www.collaborativelearningonline.info/ Collaborative Learning Onli...

Diigo Search... Bookmark Highlighter Capture Send Read Later Add a filter Options Search Go Premium

Sign out (ul0744034)
Go Premium!

My Library
My Lists
My Groups
My Network
Hot Bookmarks

Hide some annotations...
See All Annotations

Import Bookmarks...
Toolbar Options


Help

My groups home
5th Year Design and Communication Graphics
Diigo In Education
Example Design and Communication Graphics Project Research
Create a Group...

Again navigate to your desired group

Project Tutorials Links

Learning in the Information Age: A Collaborative Approach



UNIVERSITY of LIMERICK
OILESCOIL LUIMNIGH

Link to [Evaluation Survey](#)

Aim of this Website

This site aims to inspire teachers to increase the communication and collaboration in their classrooms using web based tools such as blogs, wikis and social bookmarking tools. The examples given on this site focus on using these web tools in Design and Communication Graphics classrooms but many of the activities outlined can be easily modified to be used in different subjects and to cater for many different ability levels. The site explains what the web tools are, what they can contribute to teaching and learning, how they can be integrated into the classroom using simple and clear examples, and how to enable pupils to use them safely.

*These technologies enable desirable practices such as:

- Collaborative content creation
- Peer assessment

22:30
26/03/2011

http://groups.diigo.com/group/5th-year-design-and-communic... Best content in 5th Year De...

Diigo Search... Bookmark Highlighter Capture Send Read Later Add a filter Options Search Go Premium


What's New Paul Leacy Go Premium My Library Teacher Console Tools Help Feedback Sign Out

My Groups / 5th Year Design and Communication Graphics Search in this group ...


5th Year Design and Communication Graphics

Post: [Bookmark](#) [Topic](#) [Invite people](#)

Sort By: [Most Recent](#) | [Popular](#) Filter: [All](#) | [Bookmarks](#) | [Topics](#) | [Images](#)

 [Collaborative Learning Online - Home](#) - 1 views
[www.collaborativelearningonline.info](#)
[Design Task](#)
shared by Paul Leacy 19 minutes ago - Comment - Like - No Cached - More ▼

This site aims to inspire teachers to increase the communication and collaboration in their classrooms using web based tools such as blogs, wikis and social bookmarking tools.

 Paul Leacy 19 minutes ago - Edit - Delete
A website concerned with enhancing collaboration using web based tools




Showing 20 items per page 1 - 1 of 1

[Alert settings](#)
[Group widgets](#)
[Manage members](#)
[Group settings](#)

Group Info

Last active: 7 minutes ago
Members: 3
Items: 1
Visits: 6
Owner: [Paul Leacy](#)
Group type: Private, apply to join
Group category: [Education - K12](#)

Most Active Members [View All](#)

The highlighted text now appears under the website in the class repository





Add a Sticky Note

http://www.collaborativelearningonline.info/ Collaborative Learning Onli... x

Diigo Search... Bookmark Highlighter Capture Send Read Later Add a filter Options Search Go Premium

Enhancing Learning in the Information Age: A Collaborative Approach



UNIVERSITY of LIMERICK
OILSCOIL LUIMNIGH

Link to [Evaluation Survey](#)

Aim of this Website

This site aims to inspire teachers to increase the communication and collaboration in their classrooms using web based tools such as blogs, wikis and social bookmarking tools. The examples given on this site focus on using these web tools in Design and Communication Graphics classrooms but many of the activities outlined can be easily modified to be used in different subjects and to cater for many different ability levels. The site explains what the web tools are, what they can contribute to teaching and learning, how they can be integrated into the classroom using simple and clear examples, and how to enable pupils to use them safely.

These technologies enable desirable practices such as:



- Collaborative content creation
- Peer assessment
- Formative evaluation of student work
- Individual as well as group reflection on learning experiences
- Up-to-date information regarding changes in collaborative spaces
- Used in the development of authentic learning tasks" (Duffy and Bruns, 2010)

22:35
26/03/2011

http://www.collaborativelearningonline.info/ Collaborative Learning Onli...

Diigo Search... Bookmark Highlighter Capture Send Read Later Add a filter Options Search Go Premium

Enhancing Learning in the Information Age: A Collaborative Approach



Link to [Evaluation Survey](#)

Aim of this Website

Hover over the icon and click on the "Add an inline sticky note" option

- Peer assessment
- Formative evaluation of student work
- Individual as well as group reflection on learning experiences
- Up-to-date information regarding changes in collaborative spaces
- Used in the development of authentic learning tasks" (Duffy and Bruns, 2010)

used tools such as blogs, wikis and social
graphics classrooms but many of the
The site explains what the web tools
and clear examples, and how to enable

22:37
26/03/2011

http://www.collaborativelearningonline.info/ Collaborative Learning Onli...

Diigo Search... Bookmark Highlighter Capture Send Read Later Add a filter Options Search Go Premium

Home About eSafety Why Web Tools Types of Web Tools Introductory Activities Design Project Tutorials Links

Enhancing Learning in the Information Age: A Collaborative Approach

UNIVERSITY of LIMERICK
OILLSCOIL LUIMNIGH

Input your note in the box

Click "Post" to save the sticky note

Choose the relevant class group from the dropdown menu

Add in comment you wish your class to see in this box

Private Public Private Groups

5th Year Design and Communication Graphics

Diigo In Education

Example Design and Communication Graphics Project Research

Post

practices such as:

group '5th Year Design and

Peer assessment

Formative evaluation of student work


22:39
26/03/2011

← → http://groups.diigo.com/group/5th-year-design-and-communic... Best content in 5th Year De... x


Diigo Search... Bookmark Highlighter Capture Send Read Later Add a filter Options Search Go Premium


Post: [Bookmark](#) [Topic](#)

Sort By: [Most Recent](#) | [Popular](#) Filter: [All](#) | [Bookmarks](#) | [Topics](#) | [Images](#)

 **Collaborative Learning Online - Home** - 1 views
www.collaborativelearningonline.info
[Design Task](#)
shared by [Paul Leacy](#) 31 minutes ago - [Comment](#) - [Like](#) - [No Cached](#) - [More](#) ▼

This site aims to inspire teachers to increase the communication and collaboration in their classrooms using web based tools such as blogs, wikis and social bookmarking tools.

 [Paul Leacy](#) 2 minutes ago - [Edit](#) - [Delete](#)
Add in comment you wish your class to see in this box

 [Paul Leacy](#) 31 minutes ago - [Edit](#) - [Delete](#)
A website concerned with enhancing collaboration using web based tools




Showing 20 items per page 1 - 1 of 1

[Alert settings](#)
[Group widgets](#)
[Manage members](#)
[Group settings](#)

Group Info

Last active: 2 minutes ago
Members: 3
Items: 1
Visits: 6
Owner: [Paul Leacy](#)
Group type: Private, apply to join
Group category: [Education - K12](#)

Most Active Members [View All](#)

Top 10 Tags [View All](#)

[Design Task](#) 1

[Move to top](#)

[My Shortcuts](#) [Diigo Tools](#) [Help Center](#)

My Library Diigo Toolbar(Firefox IE Flock) User Forum

22:43 26/03/2011

The sticky note text can now be seen underneath the highlighted text in the class repository

Other Features of the Toolbar

- You may also:
 - capture an image of a website
 - Assign a read later tag
- Using a similar method to highlighting a page